

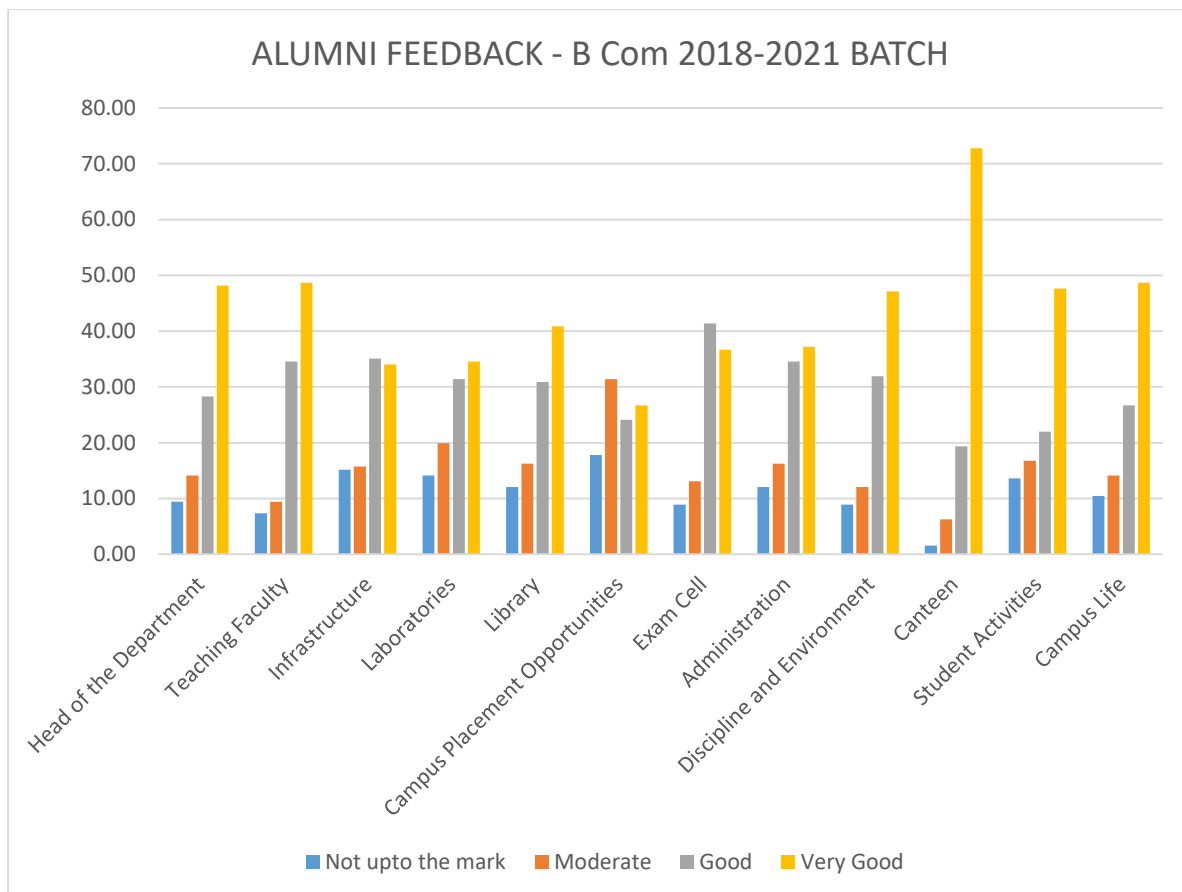
**Villa Marie Degree College for Women
(Affiliated to Osmania University)
Somajiguda, Hyderabad
An ISO 9001:2015 Certified Institution**

ALUMNI FEEDBACK ANALYSIS

Academic Year 2018-2021

Department – B COM

	Not up to the mark (%)	Moderate (%)	Good (%)	Very Good (%)
Head of the Department	9.42	14.14	28.27	48.17
Teaching Faculty	7.33	9.42	34.55	48.69
Infrastructure	15.18	15.71	35.08	34.03
Laboratories	14.14	19.90	31.41	34.55
Library	12.04	16.23	30.89	40.84
Campus Placement Opportunities	17.80	31.41	24.08	26.70
Exam Cell	8.90	13.09	41.36	36.65
Administration	12.04	16.23	34.55	37.17
Discipline and Environment	8.90	12.04	31.94	47.12
Canteen	1.57	6.28	19.37	72.77
Student Activities	13.61	16.75	21.99	47.64
Campus Life	10.47	14.14	26.70	48.69

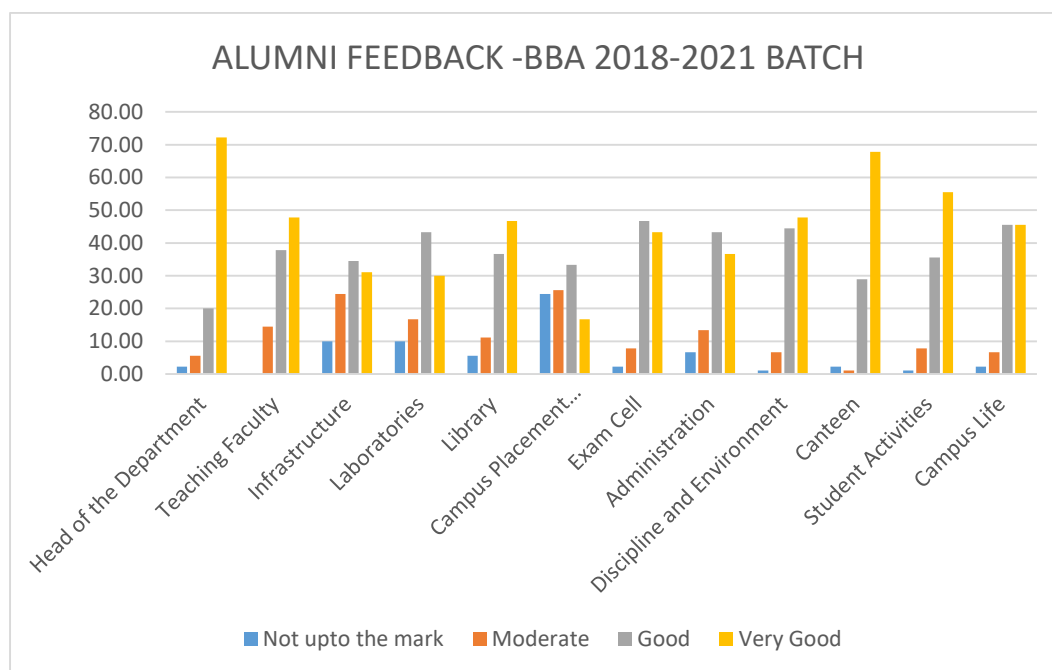


Interpretation:

The Alumni of B Com Department have given very good feedback to Canteen contributing to 72%. 40% and above students has been given very good feedback to Teaching faculty, Head of Department, Discipline and Environment, student activities and Campus Life.

Department – BBA

	Not upto the mark	Moderate	Good	Very Good	
Head of the Department	2.22	5.56	20.00	72.22	100
Teaching Faculty	0.00	14.44	37.78	47.78	100
Infrastructure	10.00	24.44	34.44	31.11	100
Laboratories	10.00	16.67	43.33	30.00	100
Library	5.56	11.11	36.67	46.67	100
Campus Placement Opportunities	24.44	25.56	33.33	16.67	100
Exam Cell	2.22	7.78	46.67	43.33	100
Administration	6.67	13.33	43.33	36.67	100
Discipline and Environment	1.11	6.67	44.44	47.78	100
Canteen	2.22	1.11	28.89	67.78	100
Student Activities	1.11	7.78	35.56	55.56	100
Campus Life	2.22	6.67	45.56	45.56	100

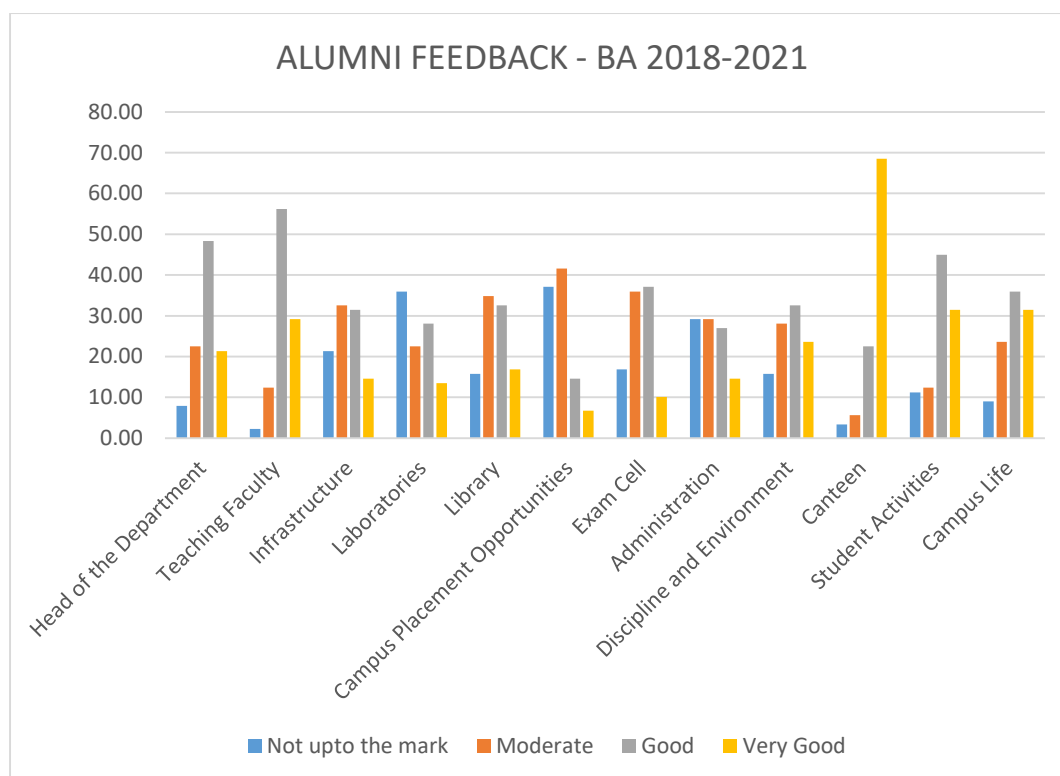


Interpretation:

The Alumni of BBA Department have given very good feedback to Head of the Department and Canteen which is responded by 72% and 67% respectively. 50% above students has been given very good feedback to student activities.

Department - BA

	Not upto the mark	Moderate	Good	Very Good	
Head of the Department	7.87	22.47	48.31	21.35	100
Teaching Faculty	2.25	12.36	56.18	29.21	100
Infrastructure	21.35	32.58	31.46	14.61	100
Laboratories	35.96	22.47	28.09	13.48	100
Library	15.73	34.83	32.58	16.85	100
Campus Placement Opportunities	37.08	41.57	14.61	6.74	100
Exam Cell	16.85	35.96	37.08	10.11	100
Administration	29.21	29.21	26.97	14.61	100
Discipline and Environment	15.73	28.09	32.58	23.60	100
Canteen	3.37	5.62	22.47	68.54	100
Student Activities	11.24	12.36	44.94	31.46	100
Campus Life	8.99	23.60	35.96	31.46	100

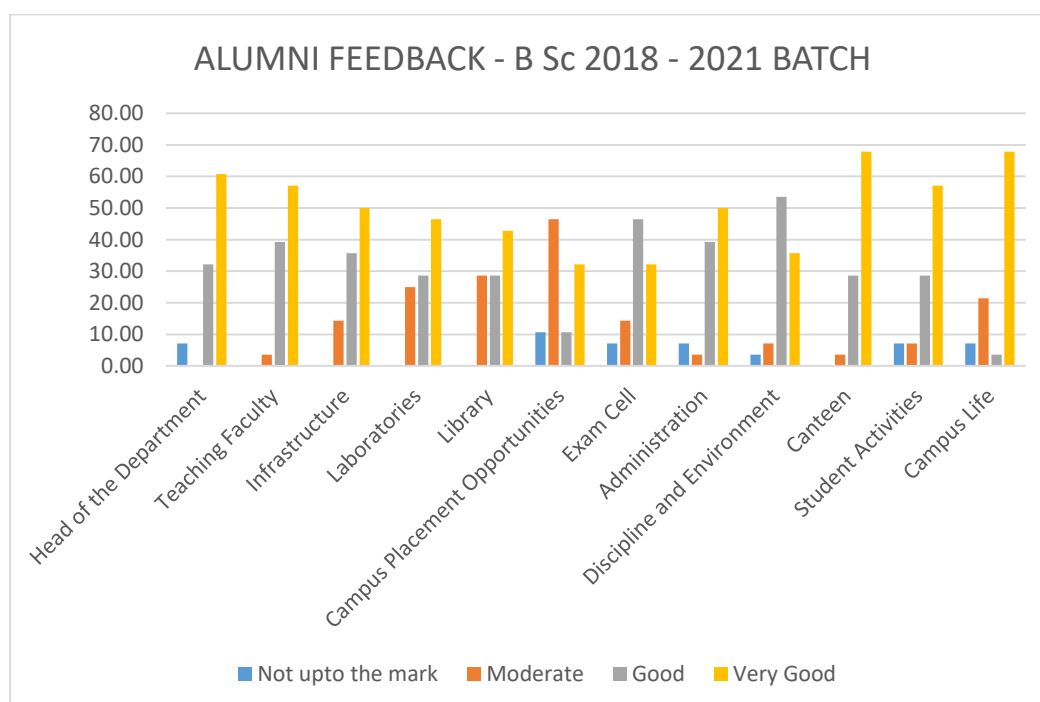


Interpretation:

The Alumni of BA Department have given very good feedback Canteen responded by 68%. 30% above students has been given very good feedback to Student Activities and Campus life.

Department – B. Sc

	Not upto the mark	Moderate	Good	Very Good	
Head of the Department	7.14	0.00	32.14	60.71	100.00
Teaching Faculty	0.00	3.57	39.29	57.14	100.00
Infrastructure	0.00	14.29	35.71	50.00	100.00
Laboratories	0.00	25.00	28.57	46.43	100.00
Library	0.00	28.57	28.57	42.86	100.00
Campus Placement Opportunities	10.71	46.43	10.71	32.14	100.00
Exam Cell	7.14	14.29	46.43	32.14	100.00
Administration	7.14	3.57	39.29	50.00	100.00
Discipline and Environment	3.57	7.14	53.57	35.71	100.00
Canteen	0.00	3.57	28.57	67.86	100.00
Student Activities	7.14	7.14	28.57	57.14	100.00
Campus Life	7.14	21.43	3.57	67.86	100.00



Interpretation:

The Alumni of BSC Department have given very good feedback to campus life and Canteen which is responded by 67%. 50% and above students has been given very good feedback to Head of Department, teaching Faculty, infrastructure, administration and student activities.